




MODEL 9E SERIES (OFF-SET) WELD HEADS



Model 9E Series weld heads feature an off-set electrode for short stick-out applications

Ideal For:

- Welding tube or pipe sizes from 0.25" to 6.625" (6,35mm to 168,3mm) O.D
- Pipe fittings, short sanitary ferrules, and other components with limited stick-out.
- Aerospace, nuclear, semiconductor, food, dairy, bio-pharm and other applications with short stick-out components.


Features:

- Compatible with all Arc Machines' power supplies
- Offset-electrode
- When used with our water cooling equipped power supplies, the internal weld head components and the weld head cables are cooled allowing high duty-cycle welding of wall thicknesses up to approximately 0.154" (3,9mm)

MODEL 9E SERIES (OFF-SET) WELD HEADS

The family of Model 9E series weld heads is designed for fusion (TIG) welding of tube or thin-wall pipe through the range of 0.25" (6.3mm) to 6.625" (168.3mm) O.D. These weld heads feature a single-sided clamping mechanism and an off-set electrode to address the welding of tubing or pipe to components which do not have sufficient tangent or straight section including a pipe elbow, reducer, short sanitary ferrules, valve bodies, etc. A clamp insert (on one side of the head) holds the pre-tacked assembly centered, and a gas seal on the other side maintains gas coverage around the fitting. Clamp inserts and gas seals are available for all standard inch and metric tube and pipe sizes as well as sizes for custom applications.

Available accessories add versatility to these heads. The Fitting Support Mandrel provides a platform for holding fitting to fitting assemblies such as an elbow to a ferrule, and the Purge Mandrel Tool eliminates the need to tack weld short (1/2" long) sanitary ferrules and other similar components.



Models 9E-1500, 9E-3500 and 9ER-4500 shown

To further enhance their flexibility, most Model 9E series weld heads can be adapted to alternate configurations with an available conversion kit. For example, the Model 9E-1500 may be converted to a Model 9-1500, 9CT-1500, 9AF-1500, 9AFM-1500 or vice-versa. The conversation takes only 5-10 minutes using a screw driver and hex wrench.

Conversion Kits for All Models 9 Weld Heads.

	Model 9AF	Model 9E	Model 9CT	Model 9AFM
Model 9-500/9-500C Model 4-500			X	
Model 9-750		X	X	X
Model 9-1500	X	X	X	X
Model 9-2500	X	X		
Model 9-3500	X	X		
Model 9-4500	X	X		
Model 9-7500	X	X		

Literature for Models 9 and 9CT is available.

The Model 9 Series Tube Weld Heads dimensions are available upon request or online at:
www.arcmachines.com

ARC MACHINES, INC.