



### ✓ Market Leader Know-How & Superior Technology

- Best forming process to suit material characteristics & requirements
- Superior cross-section accuracy & surface quality
- Minimum or no lubrication thanks to use of special materials
- Minimum work hardening
- In-house roll-test department
- Easy reproducible settings to guarantee constant section quality




Side roll table assembly



Side roll table complete with shackle attachment



Start-Stop® rollforming system




Straightening unit and measuring wheel




Rollforming tools of the highest quality

### ✓ Optimal Change-Over Concepts

- Quick-change systems to suite your individual requirements
- Rapid changeover through manual coupling of forming stands
- Super-fast patented automatic coupling system
- Manual or hydraulic clamping of quick-change cassettes
- Hydraulic high-speed lock nuts



Quick-change cassettes



Hydraulic clamping of quick-change cassettes



Manual roll tool change-over





Cassette changeover

### ✓ Rollforming stands

- Design feature UN: vertical adjustment of upper shaft
- Design feature UV: vertical adjustment of upper and lower shaft
- Axial adjustment, upper and lower shafts
- Needle bearings in front stands
- Heavy duty tapered roller bearings in rear stands

### ✓ Gearbox units

- Cast iron gearbox, housing worm and spur gears
- Upper and lower shafts driven
- Variable gear ratio
- Oil bath lubrication



Patented automatic coupling system





✓ Five models offer optimum range coverage

✓ Modular design

✓ Line speed of up to 160 m/min.

✓ Changeover reduced significantly thanks to quick-change cassettes and automatic coupling

✓ Exceptional price/performance ratio

Depending upon your individual requirements, we furnish the rollforming machines with special equipment and extend the scope of supply to embrace complete rollforming systems or production lines.

Auxiliary equipment:

- Strip entry lines
- Pre- and post-punching
- Welding
- PU-foam-filling
- Insertion equipment
- Flying or stationary cut-off machines
- Stacking equipment

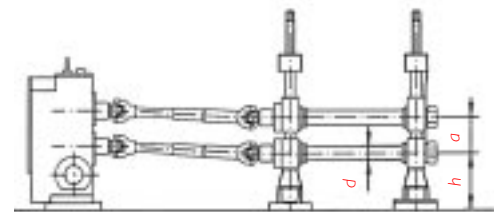
Let us know your requirements  
– We will find the best solutions

# DREISTERN P3

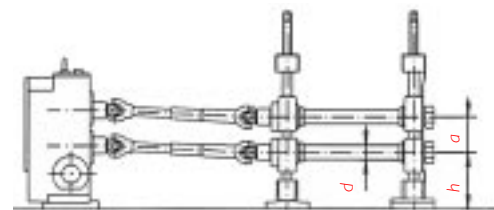
## The Ultimate in Rollforming

### Rollforming stands with universal joints & gearbox

**UN version**  
vertical adjustment of upper roll shaft



**UV version**  
vertical adjustment of upper & lower shafts



Product lines		P3.080		P3.100		P3.125		P3.160		P3.200	
Version (See above diagramm)		UN	UV	UN	UV	UN	UV	UN	UV	UN	UV
Lower shaft height (h)	[mm]	115	115 ±10	160	160 ±15	200	200 ±20	250	250 ±25	320	320 ±30
Shaft vertical spacing (a)	from to [mm] [mm]	80 185	80 195	85 210	85 225	100 240	100 260	132 350	132 375	170 420	170 450
Shaft axial adjustment	[mm]	±2,5		±2,5		±2,5		±2,5		±2,5	
Shaft horizontal spacing	[mm]	260		330		400		500		630	
Work-shaft-ø (d)	[mm]	30	40	40	50	50	63	63	80	80	100
Max strip width											
Machine base B1	[mm]	200		250		320		400		500	
Machine base B2	[mm]	320		400		500		630		800	
Max. strip thickness U.T.S. = 400/mm²	[mm]	1,5		2		3		4		5	
Line speed Up to max. (m/min)		160		160		160		120		80	


**DREISTERN GmbH & Co. KG**, Wiechser Straße 9, 79650 Schopfheim/Germany  
Fon: +49/7622/391-0 Fax: +49/7622/391-205 info@dreistern.com www.dreistern.com

**DREISTERN Inc.**, Hilltown Industrial Park, 801 Tech Drive, Telford PA 18969 / U.S.A.  
Phone: 215 799 0220 Fax: 215 799 0420 usa@dreistern.com www.dreistern.com

# P3

## The Ultimate in Rollforming

### Rollforming Machines



#### Applications:

- Custom Rollformer
- Building products
- Window shutters, venetian blinds
- Metal door frames
- Storage shelf profiles
- Lighting profiles
- Electrical enclosure profiles
- Cable conduits
- Ballbearing drawer slides and rails
- Automotive parts
- Composite tubes
- Composite profiles